

The Grange Primary School




Computing and Online Safety Policy

January 2022

Agreed at Full Governors Meeting – January 2022

Introduction

Key people / dates

	Designated Safeguarding Lead (DSL) team	Joanne Fanthorpe
	Online-safety lead	Lindsay Knowles
	Online-safety / safeguarding link governor	Margaret Thompson
	PSHE/RSHE lead	Riykena Gathercole
	Network manager / other technical support	Primary Technologies Ltd
	Date this policy was reviewed and by whom	January 2022 – L Knowles
	Date of next review and by whom	January 2022 – L Knowles

What is this policy?

Online safety is an integral part of safeguarding and requires a whole school, cross-curricular approach and collaboration between key school leads. Accordingly, this policy is written in line with 'Keeping Children Safe in Education' 2021 (KCSIE), 'Teaching Online Safety in Schools' 2021 and other statutory documents. It complements existing and forthcoming subjects including Health, Relationships and Sex Education, Citizenship and Computing; it is designed to sit alongside our school's statutory Safeguarding Policy. Any issues and concerns with online safety will follow the school's safeguarding and child protection procedures.

Who is it for; when is it reviewed?

This policy is a living document, subject to full annual review but also amended where necessary during the year in response to developments in the school and local area. Although many aspects will be informed by legislation and regulations, we aim to involve staff, governors, pupils and parents in writing and reviewing the policy. This will help ensure all stakeholders understand the rules that are in place and why, and that the policy affects day-to-day practice. Acceptable Use Policies for different stakeholders help with this – these are reviewed alongside this overarching policy. Any changes to this policy will be immediately disseminated to all the above stakeholders.

Who is in charge of online safety?

We have a named online-safety lead at our school (see above); this person may or may not be the designated safeguarding lead (DSL), but KCSIE makes clear that "the designated safeguarding lead should take lead responsibility for safeguarding and child protection (including online safety)."

What are the main online safety risks today?

Online-safety risks are traditionally categorised as one of the 4 Cs: Content, Contact, Conduct and Commerce. These four areas remain a helpful way to understand the risks and potential school response, whether technological or educational. They do not stand in isolation, however, and it is important to understand the interplay between all four.

Many of these new risks are mentioned in KCSIE 2021, e.g. fake news, upskirting and sticky design. To keep ourselves updated with prominent new and emerging trends, we follow safeblog.lgfl.net and are a part of National Online Safety Hub <https://nationalonlinesafety.com>

How will this policy be communicated?

This policy can only impact upon practice if it is a (regularly updated) living document. It must be accessible to and understood by all stakeholders. It will be communicated in the following ways:

- Posted on the school website
- Available on the internal staff shared drive
- Available in paper format in the staffroom
- Part of school induction pack for all new staff (including temporary, supply and non-classroom-based staff)
- Integral to safeguarding updates and training for all staff (especially in September refreshers)
- Clearly reflected in the Acceptable Use Policies (AUPs) for staff, volunteers, contractors, governors, pupils and parents/carers.
- AUPs issued to whole school community, on entry to the school, with annual reminders of where to find them if unchanged, and reissued if updated after annual review
- AUPs are displayed in appropriate areas
- Reviews of this online-safety policy will include input from staff, pupils and other stakeholders, helping to ensure further engagement

Contents

Introduction	1
Key people / dates	1
What is this policy?	1
Who is it for; when is it reviewed?	1
Who is in charge of online safety?	1
What are the main online safety risks today?	2
How will this policy be communicated?	2
Contents	3
Overview	5
Aims	5
Further Help and Support	5
Scope	6
Roles and responsibilities	6
Headteacher– Larissa Thorpe	6
Designated Safeguarding Lead / Online Safety Lead – Joanne Fanthorpe	7
Governing Body, led by Online Safety / Safeguarding Link Governor –	7
All staff	8
PSHE / RSHE Lead/s – Riykena Gathercole	9
Computing Lead – Lindsay Knowles	10
Subject leaders	10
Network Manager/technician – Primary Technologies Ltd	10
Data Protection Officer (DPO) – Emma Sands	11
Volunteers and contractors	11
Pupils	12
Parents/carers	12
Education and curriculum	12
Handling online-safety concerns and incidents	14

Actions where there are concerns about a child	16
Sexting	17
Upskirting	18
Bullying	18
Sexual violence and harassment	18
Misuse of school technology (devices, systems, networks or platforms)	18
Social media incidents	19
Data protection and data security	20
Appropriate filtering and monitoring	21
Email	21
School website	21
Cloud platforms	22
Digital images and video	22
Device usage	24
Personal devices including wearable technology and bring your own device (BYOD)	24
Network / internet access on school devices	24
Trips / events away from school	24
.....	27

Overview

Aims

This policy aims to:

- Set out expectations for all The Grange Primary's community members' online behaviour, attitudes and activities and use of digital technology (including when devices are offline)
- Help all stakeholders to recognise that online/digital behaviour standards (including social media activity) must be upheld beyond the confines of the school gates and school day, and regardless of device or platform
- Facilitate the safe, responsible and respectful use of technology to support teaching & learning, increase attainment and prepare children and young people for the risks and opportunities of today's and tomorrow's digital world, to survive and thrive online
- Help school staff working with children to understand their roles and responsibilities to work safely and responsibly with technology and the online world:
 - for the protection and benefit of the children and young people in their care, and
 - for their own protection, minimising misplaced or malicious allegations and to better understand their own standards and practice
 - for the benefit of the school, supporting the school ethos, aims and objectives, and protecting the reputation of the school and profession
- Establish clear structures by which online misdemeanours will be treated, and procedures to follow where there are doubts or concerns (with reference to other school policies such as Behaviour Policy or Anti-Bullying Policy)

Further Help and Support

Internal school channels should always be followed first for reporting and support, as documented in school policy documents, especially in response to incidents, which should be reported in line with your Safeguarding Policy. The DSL will handle referrals to local authority multi-agency resilience and safeguarding (MARS) and normally the headteacher will handle referrals to the LA designated officer (LADO). The local authority, academy trust or third-party support organisations you work with may also have advisors to offer general support.

Beyond this, [reporting.lgfl.net](https://www.lgfl.net/reporting) has a list of curated links to external support and helplines for both pupils and staff, including the Professionals' Online-Safety Helpline from the UK Safer Internet Centre and the NSPCC Whistleblowing Helpline, as well as hotlines for hate crime, terrorism and fraud which might be useful to share with parents, and anonymous support for children and young people.

Scope

This policy applies to all members of the The Grange Primary's community (including staff, governors, volunteers, contractors, students/pupils, parents/carers, visitors and community users) who have access to our digital technology, networks and systems, whether on-site or remotely, and at any time, or who use technology in their school role.

Roles and responsibilities

This school is a community and all members have a duty to behave respectfully online and offline, to use technology for teaching and learning and to prepare for life after school, and to immediately report any concerns or inappropriate behaviour, to protect staff, pupils, families and the reputation of the school. We learn together, make honest mistakes together and support each other in a world that is online and offline at the same time.

Headteacher– Larissa Thorpe

Key responsibilities:

- Foster a culture of safeguarding where online safety is fully integrated into whole-school safeguarding
- Oversee the activities of the designated safeguarding lead and ensure that the DSL responsibilities listed in the section below are being followed and fully supported
- Ensure that policies and procedures are followed by all staff
- Undertake training in offline and online safeguarding, in accordance with statutory guidance and relevant Local Safeguarding Partnerships
- Liaise with the designated safeguarding lead on all online-safety issues which might arise and receive regular updates on school issues and broader policy and practice information
- Take overall responsibility for data management and information security ensuring the school's provision follows best practice in information handling; work with the DPO, DSL and governors to ensure a GDPR-compliant framework for storing data, but helping to ensure that child protection is always put first and data-protection processes support careful and legal sharing of information
- Ensure the school implements and makes effective use of appropriate ICT systems and services including school-safe filtering and monitoring, protected email systems and that all technology including cloud systems are implemented according to child-safety first principles
- Be responsible for ensuring that all staff receive suitable training to carry out their safeguarding and online safety roles
- Understand and make all staff aware of procedures to be followed in the event of a serious online safeguarding incident
- Ensure suitable risk assessments are undertaken so the curriculum meets needs of pupils, including risk of children being radicalised

- Ensure that there is a system in place to monitor and support staff (e.g. network manager) who carry out internal technical online-safety procedures
- Ensure governors are regularly updated on the nature and effectiveness of the school's arrangements for online safety
- Ensure the school website meets statutory requirements (see appendices for website audit document)

Designated Safeguarding Lead / Online Safety Lead – Joanne Fanthorpe

Key responsibilities (remember the DSL can delegate certain online-safety duties, e.g. to the online-safety coordinator, but not the overall responsibility;

- The designated safeguarding lead should take lead responsibility for safeguarding and child protection (including online safety)
- Liaise with school technical, pastoral, and support staff as appropriate
- Communicate regularly with SLT and the designated safeguarding and online safety governor/committee to discuss current issues (anonymised), review incident logs and filtering/change control logs and discuss how filtering and monitoring
- Ensure all staff are aware of the procedures that need to be followed in the event of an online safety incident, and that these are logged in the same way as any other safeguarding incident.
- Oversee and discuss 'appropriate filtering and monitoring' with governors and ensure staff are aware.
- Ensure the 2018 DfE guidance on sexual violence and harassment is followed throughout the school and that staff adopt a zero-tolerance approach to this, as well as to bullying
- Facilitate training and advice for all staff:
 - all staff must read KCSIE Part 1 and all those working with children Annex A
 - it would also be advisable for all staff to be aware of Annex C (online safety)
 - cascade knowledge of risks and opportunities throughout the organisation
 - cpd.lgfl.net has helpful CPD materials
 - All Staff are to complete online safety CPD through National Online Safety hub annually.

Governing Body, led by Online Safety / Safeguarding Link Governor – Margaret Thompson

Key responsibilities:

- Approve this policy and strategy and subsequently review its effectiveness, e.g. by asking the questions in the helpful document from the UK Council for Child Internet Safety (UKCIS) [Online safety in schools and colleges: Questions from the Governing Board](#)
- "Ensure an appropriate **senior member** of staff, from the school or college leadership team, is appointed to the role of DSL [with] **lead responsibility** for safeguarding and child protection

(including online safety) [with] the appropriate status and authority [and] time, funding, training, resources and support...”

- Support the school in encouraging parents and the wider community to become engaged in online safety activities
- Have regular strategic reviews with the online-safety co-ordinator / DSL and incorporate online safety into standing discussions of safeguarding at governor meetings
- Where the online-safety coordinator is not the named DSL or deputy DSL, ensure that there is regular review and open communication between these roles and that the DSL’s clear overarching responsibility for online safety is not compromised
- Work with the DPO, DSL and headteacher to ensure a GDPR-compliant framework for storing data, but helping to ensure that child protection is always put first and data-protection processes support careful and legal sharing of information
- Check all school staff have read Part 1 of KCSIE; SLT and all working directly with children have read Annex A; check that Annex C on Online Safety reflects practice in your school
- “Ensure that all staff undergo safeguarding and child protection training (including online safety) at induction. The training should be regularly updated in line with safeguarding guidelines integrated, aligned and considered as part of the overarching safeguarding approach.” There is further support for this at cpd.lgfl.net
- “Ensure appropriate filters and appropriate monitoring systems are in place [but...] be careful that ‘overblocking’ does not lead to unreasonable restrictions as to what children can be taught with regard to online teaching and safeguarding”.
- “Ensure that children are taught about safeguarding, including online safety [...] as part of providing a broad and balanced curriculum [...] Consider a whole school or college approach to online safety [with] a clear policy on the use of mobile technology.” NB – you may wish to refer to ‘Teaching Online Safety in Schools 2019’ and investigate/adopt the UKCIS cross-curricular framework ‘Education for a Connected World’ to support a whole-school approach

All staff

Key responsibilities:

- Understand that online safety is a core part of safeguarding; as such it is part of everyone’s job – never think that someone else will pick it up.
- Know who the Designated Safeguarding Lead (DSL) and Online Safety Lead (OSL) is.
- Read Part 1, Annex A and Annex C of Keeping Children Safe in Education (whilst Part 1 is statutory for all staff, Annex A for SLT and those working directly with children, it is good practice for all staff to read all three sections).
- Read and follow this policy in conjunction with the school’s main safeguarding policy
- Record online-safety incidents in the same way as any safeguarding incident and report in accordance with school procedures – CPOMS.
- Understand that safeguarding is often referred to as a jigsaw puzzle – you may have discovered the missing piece so do not keep anything to yourself.
- Sign and follow the staff acceptable use policy.

- Notify the DSL/OSL if policy does not reflect practice in your school and follow escalation procedures if concerns are not promptly acted upon.
- Identify opportunities to thread online safety through all school activities, both outside the classroom and within the curriculum, supporting curriculum/stage/subject leads, and making the most of unexpected learning opportunities as they arise (which have a unique value for pupils)
- Whenever overseeing the use of technology (devices, the internet, new technology such as augmented reality, etc) in school or setting as homework tasks, encourage sensible use, monitor what pupils/students are doing and consider potential dangers and the age appropriateness of websites (ask your DSL what appropriate filtering and monitoring policies are in place)
- To carefully supervise and guide pupils when engaged in learning activities involving online technology (including, extra-curricular and extended school activities if relevant), supporting them with search skills, critical thinking (e.g. fake news), age appropriate materials and signposting, and legal issues such as copyright and data law
- Prepare and check all online source and resources before using within the classroom
- Encourage pupils/students to follow their acceptable use policy, sign it in their home school links books and remind them about it and enforce school sanctions
- Notify the DSL/OSL of new trends and issues before they become a problem
- Take a zero-tolerance approach to bullying and low-level sexual harassment (your DSL will disseminate relevant information from the new DfE document on this)
- Be aware that you are often most likely to see or overhear online-safety issues (particularly relating to bullying and sexual harassment and violence) in the playground, corridors, toilets and other communal areas outside the classroom – let the DSL/OSL know
- Receive regular updates from the DSL/OSL and have a healthy curiosity for online safety issues – National Online Safety have monthly updates on current issues within Online Safety/current trends and vocabulary.
- Model safe, responsible and professional behaviours in their own use of technology. This includes outside the school hours and site, and on social media, in all aspects upholding the reputation of the school and of the professional reputation of all staff. More guidance on this point can be found in this [Online Reputation](#) guidance for schools.

PSHE / RSHE Lead/s – Riykena Gathercole

responsibilities:

- As listed in the ‘all staff’ section, plus:
- Embed consent, mental wellbeing, healthy relationships and staying safe online into the PSHE / Relationships education, relationships and sex education (RSHE) and health education curriculum. “This will include being taught what positive, healthy and respectful online relationships look like, the effects of their online actions on others and knowing how to recognise and display respectful behaviour online. Throughout these subjects, teachers will address online safety and appropriate behaviour in an age appropriate way that is relevant to their pupils’ lives.”
- This will complement the computing curriculum, which covers the principles of online safety at all key stages, with progression in the content to reflect the different and escalating risks that

pupils face. This includes how to use technology safely, responsibly, respectfully and securely and where to go for help and support when they have concerns about content or contact on the internet or other online technologies.

- Work closely with the DSL/OSL and all other staff to ensure an understanding of the issues, approaches and messaging within PSHE / RSHE.

Computing Lead – Lindsay Knowles

Key responsibilities:

- As listed in the 'all staff' section, plus:
- Oversee the delivery of the online safety element of the Computing curriculum in accordance with the national curriculum
- Work closely with the DSL/OSL and all other staff to ensure an understanding of the issues, approaches and messaging within Computing
- Collaborate with technical staff and others responsible for ICT use in school to ensure a common and consistent approach, in line with acceptable-use agreements

Subject leaders

Key responsibilities:

- As listed in the 'all staff' section, plus:
- Look for opportunities to embed online safety in your subject or aspect, and model positive attitudes and approaches to staff and pupils alike
- Consider how the UKCIS framework Education for a Connected World and Teaching Online Safety in Schools can be applied in your context
- Work closely with the DSL/OSL and all other staff to ensure an understanding of the issues, approaches and messaging within Computing
- Ensure subject specific action plans also have an online-safety element

Network Manager/technician – Primary Technologies Ltd

Key responsibilities:

- As listed in the 'all staff' section, plus:
- Keep up to date with the school's online safety policy and technical information in order to effectively carry out their online safety role and to inform and update others as relevant
- Work closely with the designated safeguarding lead / online safety lead / data protection officer / LGfL nominated contact to ensure that school systems and networks reflect school policy
- Ensure the above stakeholders understand the consequences of existing services and of any changes to these systems (especially in terms of access to personal and sensitive records / data and to systems such as YouTube mode, web filtering settings, sharing permissions for files on cloud platforms etc

- Support and advise on the implementation of ‘appropriate filtering and monitoring’ as decided by the DSL and senior leadership team
- Maintain up-to-date documentation of the school’s online security and technical procedures
- To report online-safety related issues that come to their attention in line with school policy
- Manage the school’s systems, networks and devices, according to a strict password policy, with systems in place for detection of misuse and malicious attack, with adequate protection, encryption and backup for data, including disaster recovery plans, and auditable access controls

Data Protection Officer (DPO) – Emma Sands

Key responsibilities:

- Be aware that of references to the relationship between data protection and safeguarding in key Department for Education documents ‘Keeping Children Safe in Education’ and ‘Data protection: a toolkit for schools’ (August 2018), especially this quote from the latter document:
- “GDPR does not prevent, or limit, the sharing of information for the purposes of keeping children safe. Lawful and secure information sharing between schools, Children’s Social Care, and other local agencies, is essential for keeping children safe and ensuring they get the support they need. **The Data Protection Act 2018 introduced ‘safeguarding’ as a reason to be able to process sensitive, personal information, even without consent** (DPA, Part 2,18; Schedule 8, 4) When Designated Safeguarding Leads in schools are considering whether, or not, to share safeguarding information (especially with other agencies) it is considered best practice for them to record who they are sharing that information with and for what reason. If they have taken a decision not to seek consent from the data subject and/or parent/carer that should also be recorded within the safeguarding file. All relevant information can be shared without consent if to gain consent would place a child at risk. Fears about sharing information **must not be allowed** to stand in the way of promoting the welfare and protecting the safety of children.”

The same document states that the retention schedule for safeguarding records may be required to be set as ‘Very long term need (until pupil is aged 25 or older)’. However, some local authorities require record retention until 25 for all pupil records. An example of an LA safeguarding record retention policy can be read at safepolicies.lgfl.net, but you should check the rules in your area.

- Work with the DSL, headteacher and governors to ensure frameworks are in place for the protection of data and of safeguarding information sharing as outlined above. You may be interested in the discounts for LGfL schools for three market-leading GDPR compliance solutions at gdpr.lgfl.net
- Ensure that all access to safeguarding data is limited as appropriate, and also monitored and audited

Volunteers and contractors

Key responsibilities:

- Read, understand, sign and adhere to an acceptable use policy (AUP)

- Report any concerns, no matter how small, to the designated safety lead / online safety coordinator as named in the AUP
- Maintain an awareness of current online safety issues and guidance
- Model safe, responsible and professional behaviours in their own use of technology

Pupils

Key responsibilities:

- Read, understand, sign and adhere to the student/pupil acceptable use policy and review this annually
- Understand the importance of reporting abuse, misuse or access to inappropriate materials
- Know what action to take if they or someone they know feels worried or vulnerable when using online technology
- To understand the importance of adopting safe and responsible behaviours and good online safety practice when using digital technologies outside of school and realise that the school's acceptable use policies cover actions out of school, including on social media
- Understand the benefits/opportunities and risks/dangers of the online world and know who to talk to at school or outside school if there are problems

Parents/carers

Key responsibilities:

- Read, sign and promote the school's parental acceptable use policy (AUP) and read the pupil AUP and encourage their children to follow it
- Consult with the school if they have any concerns about their children's and others' use of technology
- Promote positive online safety and model safe, responsible and positive behaviours in their own use of technology, including on social media: not sharing other's images or details without permission and refraining from posting negative, threatening or violent comments about others, including the school staff, volunteers, governors, contractors, pupils or other parents/carers.
- NB: the LGfL DigiSafe survey of 40,000 primary and secondary pupils found that 73% of pupils trust their parents on online safety (but only half talk about it with them more than once a year).

Education and curriculum

The following subjects have the clearest online safety links (see the relevant role descriptors above for more information):

- PSHE - Jigsaw
- Relationships education, relationships and sex education (RSE) and health
- Computing

However, as stated in the role descriptors above, it is the role of all staff to identify opportunities to thread online safety through all school activities, both outside the classroom and within the curriculum, supporting curriculum/stage/subject leads, and making the most of unexpected learning opportunities as they arise (which have a unique value for pupils)

Whenever overseeing the use of technology (devices, the internet, new technology such as augmented reality, etc) in school or setting as homework tasks, all staff should encourage sensible use, monitor what pupils/students are doing and consider potential dangers and the age appropriateness of websites (ask your DSL what appropriate filtering and monitoring policies are in place).

Equally, all staff should carefully supervise and guide pupils when engaged in learning activities involving online technology (including, extra-curricular and extended school activities if relevant), supporting them with search skills, critical thinking (e.g. fake news), age appropriate materials and signposting, and legal issues such as copyright and data law. saferesources.lgfl.net has regularly updated theme-based resources, materials and signposting for teachers and parents.

Curriculum

Aims and Objectives of Computing Education at TGPS (Intent and Implementation)

At The Grange Primary School, we recognise that online safety and broader digital resilience must be thread throughout the curriculum and that is why we are working to adopt a cross-curricular framework. As a school, we have chosen the Purple Mash Computing Scheme of Work from Reception to Year 6. The scheme of work supports our teachers in delivering fun and engaging lessons which help to raise standards and allow all pupils to achieve their full potential. We are confident that the scheme of work more than adequately meets the national vision for Computing. It provides immense flexibility and strong cross-curricular links.

We believe that technology can provide: enhanced collaborative learning opportunities; better engagement of pupils; easier access to rich content; support conceptual understanding of new concepts and can support the needs of all our pupils.

The Grange Primary School's Foundation Curriculum document has been developed to map out the progression and learning for each foundation subject. The Computing section details the year group specific coverage of digital literacy and computing skills (see Appendix A). Staff use this to inform their year group's long, medium and short term planning as follows:

- The long term plan demonstrates the timeframe for each artist, skill and technique to be taught;
- The medium term plan gives details of the specific objectives to be taught;
- The short term plan specifies the activities and resources for each lesson.

Impact

Monitoring of the standards of children's work and the quality of teaching in Computing is the responsibility of the subject team. This is done by:

- Subject scrutiny
- Pupils self-assessment using Purple mash

- Assessing children's work using Classtrack statements
- Pupil interviews
- Lesson observations
- Learning walks
- Regular resource audits

Handling online-safety concerns and incidents

It is vital that all staff recognise that online-safety is a part of safeguarding (as well as being a curriculum strand of Computing, PSHE/RSHE and Citizenship).

General concerns must be handled in the same way as any other safeguarding concern; safeguarding is often referred to as a jigsaw puzzle, so all stakeholders should err on the side of talking to the online-safety lead / designated safeguarding lead to contribute to the overall picture or highlight what might not yet be a problem.

Support staff will often have a unique insight and opportunity to find out about issues first in the playground, corridors, toilets and other communal areas outside the classroom (particularly relating to bullying and sexual harassment and violence).

School procedures for dealing with online-safety will be mostly detailed in the following policies (primarily in the first key document):

- Safeguarding and Child Protection Policy
- Anti-Bullying Policy
- Behaviour Policy (including school sanctions)
- Acceptable Use Policies
- Data Protection Policy, agreements and other documentation (e.g. privacy statement and consent forms for data sharing, image use etc)

This school commits to take all reasonable precautions to ensure online safety, but recognises that incidents will occur both inside school and outside school (and that those from outside school will continue to impact pupils when they come into school). All members of the school are encouraged to report issues swiftly to allow us to deal with them quickly and sensitively through the school's escalation processes.

Any suspected online risk or infringement should be reported to the online safety lead / designated safeguarding lead on the same day – where clearly urgent, it will be made by the end of the lesson.

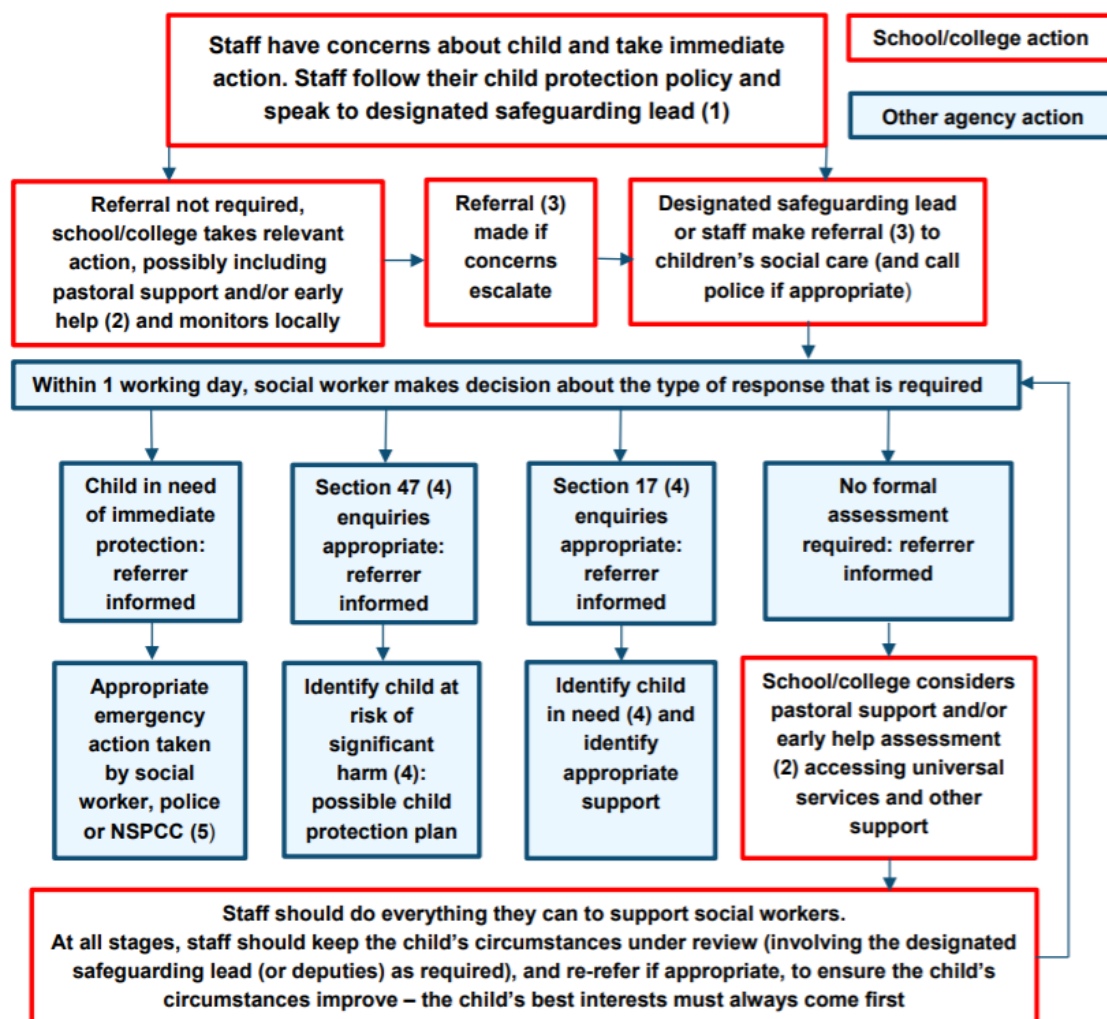
Any concern/allegation about staff misuse is always referred directly to the Headteacher, unless the concern is about the Headteacher in which case the complaint is referred to the Chair of Governors and the LADO (Local Authority's Designated Officer). Staff may also use the NSPCC Whistleblowing Helpline (you may want to display a poster with details of this / other helplines in the staff room – see posters.lgfl.net and reporting.lgfl.net).

The school will actively seek support from other agencies as needed (i.e. the local authority, LGfL, UK Safer Internet Centre's Professionals' Online Safety Helpline, NCA CEOP, Prevent Officer, Police, IWF). We will inform parents/carers of online-safety incidents involving their children, and the Police where

staff or pupils engage in or are subject to behaviour which we consider is particularly disturbing or breaks the law (particular procedures are in place for sexting and upskirting; see section below).

Actions where there are concerns about a child

The following flow chart (it cannot be edited) is taken from page 13 of Keeping Children Safe in Education 2019 as the key education safeguarding document. As outlined previously, online safety concerns are no different to any other safeguarding concern.



(1) In cases which also involve a concern or an allegation of abuse against a staff member, see Part Four of this guidance.

(2) Early help means providing support as soon as a problem emerges at any point in a child's life. Where a child would benefit from co-ordinated early help, an early help inter-agency assessment should be arranged. Chapter one of [Working Together to Safeguard Children](#) provides detailed guidance on the early help process.

(3) Referrals should follow the process set out in the local threshold document and local protocol for assessment. Chapter one of [Working Together to Safeguard Children](#).

(4) Under the Children Act 1989, local authorities are required to provide services for children in need for the purposes of safeguarding and promoting their welfare. Children in need may be assessed under section 17 of the Children Act 1989. Under section 47 of the Children Act 1989, where a local authority has reasonable cause to suspect that a child is suffering or likely to suffer significant harm, it has a duty to make enquiries to decide whether to take action to safeguard or promote the child's welfare. Full details are in Chapter one of [Working Together to Safeguard Children](#).

(5) This could include applying for an Emergency Protection Order (EPO).

Sexting

All schools (regardless of phase) should refer to the UK Council for Internet Safety (UKCIS) guidance on sexting (also referred to as 'youth produced sexual imagery') in schools. NB - where one of the parties is over 18, this is no longer sexting but child sexual abuse.

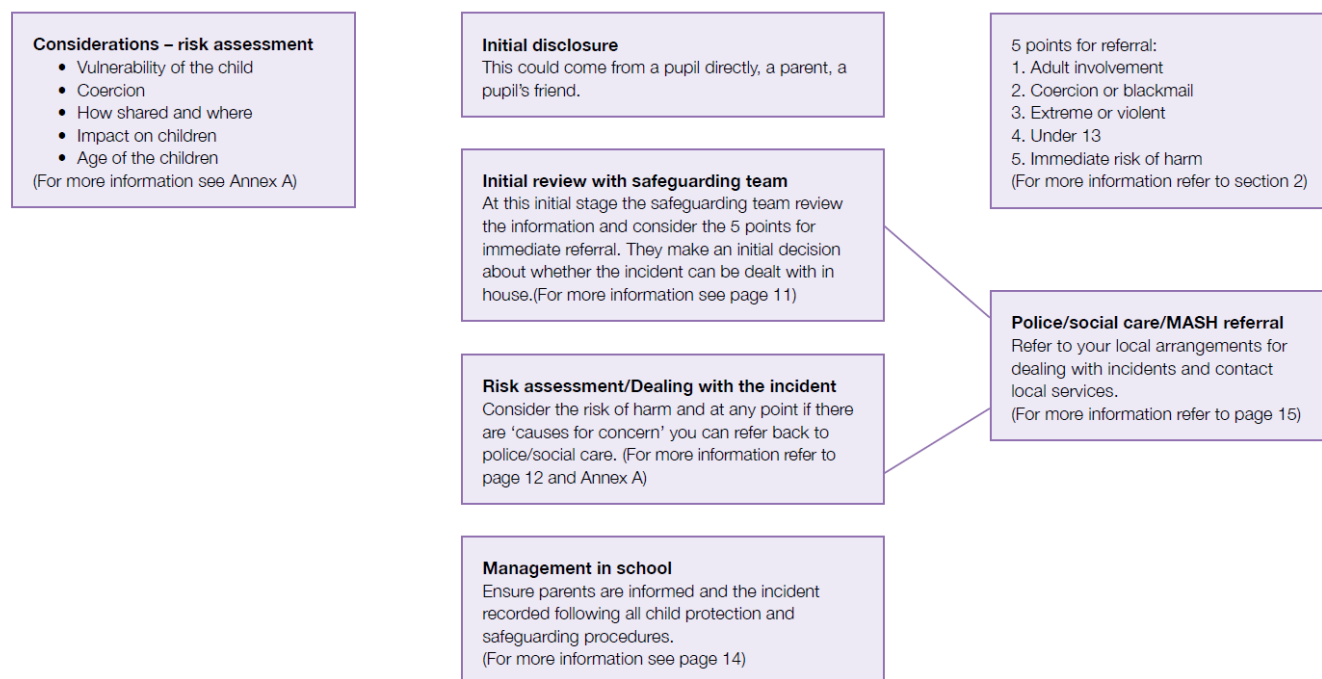
There is a one-page overview called [Sexting; how to respond to an incident](#) for all staff (not just classroom-based staff) to read, in recognition of the fact that it is mostly someone other than the designated safeguarding lead (DSL) or online safety lead to first become aware of an incident, and it is vital that the correct steps are taken. Staff other than the DSL must not attempt to view, share or delete the image or ask anyone else to do so, but to go straight to the DSL.

The school DSL will in turn use the full guidance document, [Sexting in Schools and Colleges](#) to decide next steps and whether other agencies need to be involved.

It is important that everyone understands that whilst sexting is illegal, pupils/students can come and talk to members of staff if they have made a mistake or had a problem in this area.

Annex G

Flowchart for responding to incidents



The documents referenced above and materials to support teaching about sexting can be found at sexting.lgfl.net

Upskirting

It is important that everyone understands that upskirting (taking a photo of someone under their clothing) is now a criminal offence, as highlighted in Keeping Children Safe in Education and that pupils/students can come and talk to members of staff if they have made a mistake or had a problem in this area.

Bullying

Online bullying should be treated like any other form of bullying and the school bullying policy should be followed for online bullying, which may also be referred to as cyberbullying.

Materials to support teaching about bullying and useful Department for Education guidance and case studies are at bullying.lgfl.net

Sexual violence and harassment

DfE guidance on sexual violence and harassment is referenced in Keeping Children Safe in Education and also a document in its own right. It would be useful for all staff to be aware of this guidance: paragraphs 45-49 cover the immediate response to a report and confidentiality which is highly relevant for all staff; the case studies section provides a helpful overview of some of the issues which may arise.

Any incident of sexual harassment or violence (online or offline) should be reported to the DSL who will follow the full guidance. Staff should work to foster a zero-tolerance culture. The guidance stresses that schools must take all forms of sexual violence and harassment seriously, explaining how it exists on a continuum and that behaviours incorrectly viewed as 'low level' are treated seriously and not allowed to perpetuate. The document makes specific reference to behaviours such as bra-strap flicking and the careless use of language.

Misuse of school technology (devices, systems, networks or platforms)

Clear and well communicated rules and procedures are essential to govern pupil and adult use of school networks, connections, internet connectivity and devices, cloud platforms and social media (both when on school site and outside of school).

These are defined in the relevant Acceptable Use Policy as well as in this document, for example in the sections relating to the professional and personal use of school platforms/networks/clouds, devices and other technology, as well as to BYOD (bring your own device) policy.

Where pupils contravene these rules, the school behaviour policy will be applied; where staff contravene these rules, action will be taken as outlined in the staff code of conduct/handbook.

Further to these steps, the school reserves the right to withdraw – temporarily or permanently – any or all access to such technology, or the right to bring devices onto school property.

Social media incidents

See the social media section later in this document for rules and expectations of behaviour for children and adults in The Grange Primary School community. These are also governed by school Acceptable Use Policies and The Grange Primary School's school social media policy.

Breaches will be dealt with in line with the school behaviour policy (for pupils) or Staff Handbook.

Further to this, where an incident relates to an inappropriate, upsetting, violent or abusive social media post by a member of the school community, The Grange Primary School will request that the post be deleted and will expect this to be actioned promptly.

Where an offending post has been made by a third party, the school may report it to the platform it is hosted on, and may contact the Professionals' Online Safety Helpline (run by the UK Safer Internet Centre) for support or help to accelerate this process.

Data protection and data security

GDPR information on the relationship between the school and LGfL can be found at gdpr.lgfl.net; there are useful links and documents to support schools with data protection in the 'Resources for Schools' section of that page.

There are references to the relationship between data protection and safeguarding in key Department for Education documents 'Keeping Children Safe in Education' and 'Data protection: a toolkit for schools' (August 2018), which the DPO and DSL will seek to apply. This quote from the latter document is useful for all staff – note the red and purple highlights:

“GDPR does not prevent, or limit, the sharing of information for the purposes of keeping children safe.

Lawful and secure information sharing between schools, Children’s Social Care, and other local agencies, is essential for keeping children safe and ensuring they get the support they need. **The Data Protection Act 2018 introduced ‘safeguarding’ as a reason to be able to process sensitive, personal information, even without consent** (DPA, Part 2,18; Schedule 8, 4) When Designated Safeguarding Leads in schools are considering whether, or not, to share safeguarding information (especially with other agencies) **it is considered best practice for them to record who they are sharing that information with and for what reason. If they have taken a decision not to seek consent from the data subject and/or parent/carer that should also be recorded within the safeguarding file. All relevant information can be shared without consent if to gain consent would place a child at risk. Fears about sharing information must not be allowed to stand in the way of promoting the welfare and protecting the safety of children.”**

All pupils, staff, governors, volunteers, contractors and parents are bound by the school’s data protection policy and agreements.

The head teacher, data protection officer and governors work together to ensure a GDPR-compliant framework for storing data, but which ensures that child protection is always put first and data-protection processes support careful and legal sharing of information.

Staff are reminded that all safeguarding data is highly sensitive and should be treated with the strictest confidentiality at all times, and only shared via approved channels to colleagues or agencies with appropriate permissions.

- CCTV
- Use of personal vs school devices
- Password policy / two-factor authentication
- Reminders to lock devices when leaving unattended
- Access by third parties, e.g. IT support agencies
- BYOD
- Wireless access
- File sharing
- Cloud platform use, access and sharing protocols.

Appropriate filtering and monitoring

Keeping Children Safe in Education obliges schools to “ensure appropriate filters and appropriate monitoring systems are in place [and] not be able to access harmful or inappropriate material [but at the same time] be careful that “over blocking” does not lead to unreasonable restrictions as to what children can be taught with regards to online teaching and safeguarding.”

At this school, the internet connection is provided by North Lincs Council. This means we have a dedicated and secure, Schoolsafe connection that is protected with firewalls and multiple layers of security, including a web filtering system called Smoothwall, which is made specifically to protect children in schools.

Email

- Staff at this school use the GMail system for all school emails

General principles for email use are as follows:

- Email may only be sent using the office email system. There should be no circumstances where a private email is used; if this happens by mistake, the DSL/Headteacher/DPO (the particular circumstances of the incident will determine whose remit this is) should be informed immediately.
- Staff or pupil personal data should never be sent/shared/stored on email.
 - Internally, staff should use the school network, including when working from home when remote access is available.
- Appropriate behaviour is expected at all times, and the system should not be used to send inappropriate materials or language which is or could be construed as bullying, aggressive, rude, insulting, illegal or otherwise inappropriate, or which (for staff) might bring the school into disrepute or compromise the professionalism of staff.
- Pupils and staff are NOT allowed to use the email system for personal use and should be aware that all use is monitored, their emails may be read and the same rules of appropriate behaviour apply at all times. Emails using inappropriate language, images, malware or to adult sites may be blocked and not arrive at their intended destination.

See also the social media section of this policy.

School website

The school website is a key public-facing information portal for the school community (both existing and prospective stakeholders) with a key reputational value. The site is managed by Kyanite Consulting.

Where other staff submit information for the website, they are asked to remember:

- School have the same duty as any person or organisation to respect and uphold copyright law – schools have been fined thousands of pounds for copyright breaches. Sources must always be credited and material only used with permission. There are many open-access libraries of high-quality public-domain images that can be used.

- Where pupil work, images or videos are published on the website, their identities are protected and full names are not published (remember also not to save images with a filename that includes a pupil's full name).

Cloud platforms

Many schools are recognising the benefits of cloud computing platforms, not just for cost savings but to enhance teaching and learning.

This school adheres to the principles of the DfE document '[Cloud computing services: guidance for school leaders, school staff and governing bodies](#)'.

For online safety, basic rules of good password hygiene ("Treat your password like your toothbrush – never share it with anyone!"), expert administration and training can help to keep staff and pupils safe, and to avoid incidents. The data protection officer and network manager analyse and document systems and procedures before they are implemented, and regularly review them.

The following principles apply:

- Privacy statements inform parents and children (13+) when and what sort of data is stored in the cloud
- The DPO approves new cloud systems, what may or may not be stored in them and by whom. This is noted in a DPIA (data-protection impact statement) and parental permission is sought
- Regular training ensures all staff understand sharing functionality and this is audited to ensure that pupil data is not shared by mistake. Open access or widely shared folders are clearly marked as such
- Pupils and staff are only given access and/or sharing rights when they can demonstrate an understanding of what data may be stored and how it can be seen
- Two-factor authentication is used for access to staff or pupil data
- Pupil images/videos are only made public with parental permission
- Only school-approved platforms are used by students or staff to store pupil work
- All stakeholders understand the difference between consumer and education products (e.g. a private Gmail account or Google Drive and those belonging to a managed educational domain)

Digital images and video

When a pupil/student joins the school, parents/carers are asked if they give consent for their child's image to be captured in photographs or videos, for what purpose (beyond internal assessment, which does not require express consent) and for how long. Parents answer as follows:

- For displays around the school
- For the newsletter

- For use in paper-based school marketing
- For online prospectus or websites
- For a specific high profile image for display or publication
- For social media

Whenever a photo or video is taken/made, the member of staff taking it will check the latest database before using it for any purpose.

Any pupils shown in public facing materials are never identified with more than first name (and photo file names/tags do not include full names to avoid accidentally sharing them)

All staff are governed by their contract of employment and the school's Acceptable Use Policy, which covers the use of mobile phones/personal equipment for taking pictures of pupils, and where these are stored. At The Grange Primary School no member of staff will ever use their personal phone to capture photos or videos of pupils.

Photos are stored on the school network in line with the retention schedule of the school Data Protection Policy.

Staff and parents are reminded annually about the importance of not sharing without permission, due to reasons of child protection (e.g. looked-after children often have restrictions for their own protection), data protection, religious or cultural reasons, or simply for reasons of personal privacy. Further detail on this subject and a sample letter to parents for taking photos or videos at school events can be found at parentfilming.lgfl.net

We encourage young people to think about their online reputation and digital footprint, so we should be good adult role models by not oversharing (or providing embarrassment in later life – and it is not for us to judge what is embarrassing or not).

Pupils are taught about how images can be manipulated in their online safety education programme and also taught to consider how to publish for a wide range of audiences which might include governors, parents or younger children

Pupils are advised to be very careful about placing any personal photos on social media. They are taught to understand the need to maintain privacy settings so as not to make public, personal information.

Pupils are taught that they should not post images or videos of others without their permission. We teach them about the risks associated with providing information with images (including the name of the file), that reveals the identity of others and their location. We teach them about the need to keep their data secure and what to do if they / or a friend are subject to bullying or abuse.

Device usage

Please read the following in conjunction with acceptable use policies and the following sections of this document which all impact upon device usage: copyright, data protection, social media, misuse of technology, and digital images and video.

Personal devices including wearable technology and bring your own device (BYOD)

- **All staff who work directly with children** should leave their mobile phones on silent and only use them in private staff areas during school hours. See also the Digital images and video section of this document and Data protection and data security sections. Child/staff data should never be downloaded onto a private phone. If a staff member is expecting an important personal call when teaching or otherwise on duty, ask for the message to be left with the school office.
- **Volunteers, contractors, governors** should leave their phones in their pockets and turned off. Under no circumstances should they be used in the presence of children or to take photographs or videos. If this is required (e.g. for contractors to take photos of equipment or buildings), permission of the headteacher should be sought and this should be done in the presence of a member staff.
- **Parents** are asked to leave their phones in their pockets and turned off when they are on site. When at school events, please refer to the Digital images and video section of this document.
- **Pupils** - No personal devices are permitted in school including smart watches except in exceptional circumstances e.g split families and pupils moving from households. In this instance devices will be locked in the office and retrieved by pupils at the end of the school day.

Network / internet access on school devices

- **All staff who work directly with children** should leave their mobile phones on silent and only use them in private staff areas during school hours. See also the Digital images and video sections of this document and Data protection and data security sections. Child/staff data should never be downloaded onto a private phone.
- **Volunteers, contractors, governors** have no access to the school network or wireless internet on personal devices. All internet traffic is monitored.
- **Parents** have no access to the school network or wireless internet on personal devices. All internet traffic is monitored.

Trips / events away from school

For school trips/events away from school, teachers will be issued a school duty phone and this number used for any authorised or emergency communications with pupils/students and parents. Any deviation from this policy (e.g. by mistake or because the school phone will not work) will be notified immediately

to the headteacher. Teachers using their personal phone in an emergency will ensure that the number is hidden to avoid a parent or student accessing a teacher's private phone number.

Computing Appendix A

Teachers should follow the Purple Mash content for each year group as outlined below. The units can be taught in any order and should be amended to link with the topic that you are teaching.

Year group	National Curriculum	Unit coverage (Purple Mash)								
		Unit 1	Unit 2	Unit 3	Unit 4	Unit 5	Unit 6	Unit 7	Unit 8	Unit 9
Year 1	As above and : -understand what algorithms are; how they are implemented as programs on digital devices; and that programs execute by following precise and unambiguous instructions - create and debug simple programs - use logical reasoning to predict the behaviour of simple programs -use technology purposefully to create, organise, store, manipulate and retrieve digital content	1.1 Online safety	1.2 Grouping and sorting	1.3 Pictograms	1.4 Lego builders	1.5 Maze explorers	1.6 Animated stories	1.7 Coding	1.8 Spreadsheets	1.9 Technology outside school
Year 2		2.1 Coding	2.2 Online Safety	2.3 Spreadsheets	2.4 Questioning	2.5 Effective searching	2.6 Creating Pictures	2.7 Making Music	2.8 Presenting Ideas	
Year 3	KS2 design, write and debug programs that accomplish specific goals, including controlling or simulating physical systems; solve problems by decomposing them into smaller parts - use sequence, selection, and repetition in programs; work with variables and various forms of input and output -use logical reasoning to explain how some simple algorithms work and to detect and correct errors in algorithms and programs -understand computer networks including the internet; how they can provide multiple services, such as the world wide web; and the opportunities	3.1 Coding	3.2 Online Safety	3.3 Spreadsheets	3.4 Typing	3.5 Email	3.6 Branching	3.7 Simulations	3.8 Graphing	3.9 Presenting (Google Slides unit)
Year 4		4.1 Coding	4.2 Online Safety	4.3 Spreadsheets	4.4 Writing for different audiences	4.5 Logo	4.6 Animation	4.7 Effective Searching	4.8 Hardware investigators	4.9 Making Music
Year 5		5.1 Coding	5.2 Online Safety	5.3 Spreadsheets	5.4 Databases	5.5 Game creator	5.6 3D modelling	5.7 Concept maps	5.8 Word Processing - Google Docs	
Year 6		6.1 Coding	6.2 Online Safety	6.3 Spreadsheets	6.4 Blogging	6.5 Text adventures	6.6 Networks	6.7 Quizzing	6.8 Binary code	6.9 Spreadsheets -Google Sheets

	<p>they offer for communication and collaboration</p> <ul style="list-style-type: none"> -use search technologies effectively, appreciate how results are selected and ranked, and be discerning in evaluating digital content- - select, use and combine a variety of software (including internet services) on a range of digital devices to design and create a range of programs, systems and content that accomplish given goals, including collecting, analysing, evaluating and presenting data and information - use technology safely, respectfully and responsibly; recognise acceptable/unacceptable behaviour; identify a range of ways to report concerns about content and contact. 									
--	--	--	--	--	--	--	--	--	--	--