






## Marking and Feedback

General Marking	
	Teacher marking in purple
	LA marking in green
ca.	Learning challenge not achieved
ca/	Learning challenge partially achieved
ca//	Learning challenge fully achieved
?	This doesn't make sense
	Incorrect or missing punctuation, including capital letters.
	Incorrect spelling - children to write out the correct spelling 3 times.
^	Something missing
//	New paragraph
/	New line
Yellow Highlighter	Incorrect
Green Highlighter	Correct
Maths	
,	Include in larger numbers, not in a square on its own.
.	The decimal point should be on the line and not in a square on its own.
:	The colon for digital time and ratio should not be in a square on its own and it should not sit on the line.
Feedback	
** Wish	Two stars and a wish. Either use the stamp or write by hand.
	Verbal feedback given. Alternatively the stamper can be used. Key words should be written alongside to summarise the discussion.
A B C	A - Teacher feedback

	B - Peer feedback C - Independent feedback
Sticker, stamp or 1 EP	Effort point awarded
E1 E2 E3	E1 - needs introducing in Y2 E1 and E2 - further introduction and cementing in Y3 E1, E2 and E3 - Y4 to 6 should be using all three consistently.

Alternative stamps can also be used to provide children with constructive and challenging feedback.

### Pupil Marking and Feedback

WINK	What I now know KS1 verbal Y3 and 4 WINK wall Y5 and 6 written in books
Effort 1 2 3	1 - Most effort 2 - Could have made more effort but tried hard 3 - Minimal effort made Y1 visual Y2 onwards written in books
Coloured square	Self-assessment of confidence/ difficulty. Y1 - visual thumbs up or smiley faces Y2 onwards - coloured square in books
Coloured cups	Use throughout lesson while completing independent work to indicate when support is needed.
Smiley face keyring	Visual self-assessment of confidence and understanding.
SA	Self-assessment - written in pencil
PA initials	Peer assessment - written in pencil with the initials of the child who assessed the work.
** Wish	To be written in pencil following the WILF.
WILF	To be written in pencil and any ticking/ marking/ highlighting should be completed in crayon.
.....	Unsure of spelling. Use a buddy or bits and bobs to check.
Orange pens	Response to feedback
Polishing pens	Pink pen should be used throughout school for polishing

